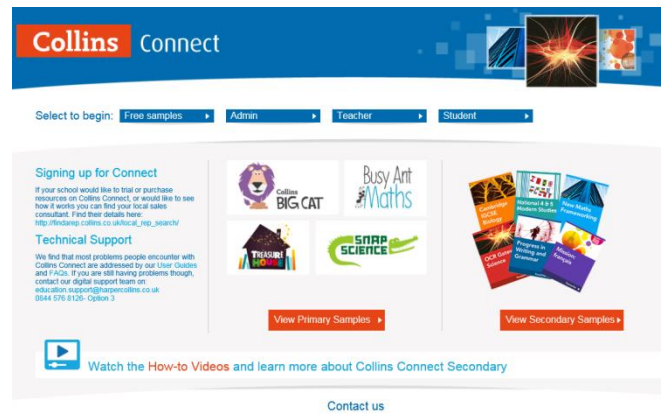



Collins Connect

E-books for home and school use



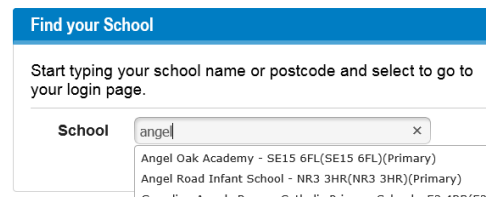
1. Go to: <https://connect.collins.co.uk/school>

2. Click on Student Tab. 

3. Start typing *Angel Oak* and a drop-down menu will appear.

4. Click on 'Angel Oak Academy.'

5. Click on 'Submit.'

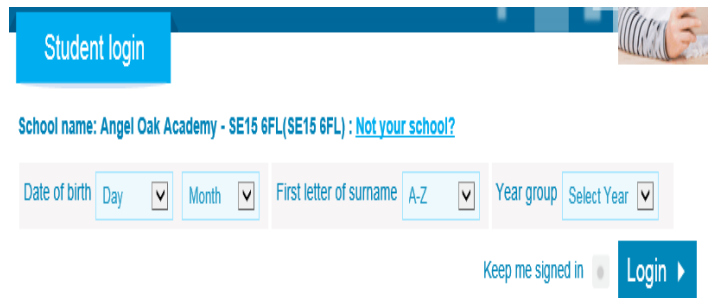


6. To log in to read the e-books, the pupil must correctly enter:

- the day and month of their birth


- the first letter of their surname

- their year group



The child's name will be displayed in the top right corner of the screen.

7. Click on the Collins Big Cat icon.



8. The children can select the books they would like to read!